



2015+ VW GTI 2.0T TOURING & TRACK EDITION EXHAUST INSTALLATION GUIDE

Thank you for purchasing the **AWE 2015+ VW GTI 2.0T Touring & Track Edition Exhaust Systems**. For up to the minute fitment information, be sure to visit the MK7 / MK7.5 VW GTI section of www.AWE-Tuning.com.

As always, AWE performance specialists are standing by for any questions, at 215-658-1870, or performance@AWE-Tuning.com.

Let's go!

PARTS LIST




INSPECT ALL PARTS PRIOR TO DISASSEMBLY OF VEHICLE; IF DAMAGED OR MISSING, PLEASE CONTACT THE PLACE OF PURCHASE IMMEDIATELY.


Volkswagen MK7 GTI Touring

QTY	Description	Part Number
1	OE inlet adapter	LG
1	Mid-muffler section	LK
1	Rear tip outlet section	LM
3	3.00in ACCU-SEAL	TAS300
2	102mm slash cut tips	31122242 (chrome) or 31122242-BLK
2	Split collar clamp	SRC1-050
1	9/64" allen wrench	7122A19
Touring Only		
1	Resonated front section	LH
Track Only		
1	Non-res front section	LJ

MK7 TOURING



MK7 TRACK




PARTS LIST




INSPECT ALL PARTS PRIOR TO DISASSEMBLY OF VEHICLE; IF DAMAGED OR MISSING, PLEASE CONTACT THE PLACE OF PURCHASE IMMEDIATELY.

Volkswagen MK7 GTI Touring

QTY	Description	Part Number
1	OE inlet adapter	LG
1	Mid-muffler section	LK
1	Rear tip outlet section	A91
3	3.00in ACCU-SEAL	TAS300
2	102mm slash cut tips	31122242 (chrome) or 31122242-BLK
2	Split collar clamp	SRC1-050
1	9/64" allen wrench	7122A19
Touring Only		
1	Resonated front section	LH
Track Only		
1	Non-res front section	LJ



MK7.5 TOURING



MK7.5 TRACK

STEP 1



Installation of the AWE performance exhaust system is the reverse of the removal OEM exhaust.



Always refer to the manufacturer service manual for precise torque specifications on all OEM fasteners.

To install the AWE Performance Downpipe at the same time, it is recommended that you install the downpipe first to make cat back alignment easier. Discard the supplied mating adapter for the stock downpipe (Part LG) and use the mating coupler supplied with the AWE Performance Downpipe.

For the factory downpipe, attach the supplied mating adapter for the stock downpipe (Part LG) to the inlet of the AWE performance exhaust and fasten with a supplied 3.0" Accu-Seal Clamp. Torque the clamp nut to a minimum of 40 ft/lbs.

Mate the AWE performance exhaust to the factory downpipe reusing the factory sleeve clamp.

STEP 2

It is crucial to install Accu-Seal clamps correctly to ensure proper torque and clamping force when connecting exhaust tubing.


Arrow A in **Figure 1** shows the expanded pipe and the preinstalled Accu-Seal clamp being brought up to the corresponding pipe.

Arrow B in **Figure 1** shows the overlapping pipe installed correctly over the corresponding pipe.

Arrow C in **Figure 1** shows the Accu-Seal clamp being brought to the edge of the expanded pipe.



Do not torque the Accu-Seal clamps until the entire exhaust has been installed and adjusted.



STEP 3

Assemble the AWE performance exhaust on the car, using the supplied 3.0" Accu-Seal clamps at each slip joint.

Adjust rear tip outlet section so that tips are properly centered in the valance openings.

Install supplied exhaust tips, using the supplied T-bolt clamps. Center the exhaust tips in the valance cut outs by sliding the entire exhaust system left or right on the factory rubber hangers, as shown in **Figure 2**.

Once tips are centered tighten down all Accu-Seal clamps to a minimum of 65 ft/lbs.


Rotate and adjust tip depth then tighten down T-bolt clamps until tips can no longer move.



STEP 4

Once the exhaust system is properly adjusted, install a hanger post clamp on each of the rear muffler hanger posts, as shown at arrow in **Figure 3**. Slide the clamp onto the hanger post so that it sits snug against the rubber element, and then tighten down with the enclosed Allen wrench.

These clamps will keep the exhaust from sliding laterally under usage and will keep the tips properly aligned in the valance openings.



ENJOY!



CARE

Once installed properly, your AWE performance exhaust will provide years of trouble-free performance.

The exhaust volume and sound will settle with usage; 800-1000 miles is required to break-in new exhaust systems.

Periodic cleaning of exhaust tips is necessary to maintain proper finish, especially in areas prone to road salt and caustic deicing solutions. Use a mild soap and water solution or car wax to clean the finish. Avoid using metal polishes, as they can scratch the finish.

Any questions or comments,
please do not hesitate to contact us:

AWE
199 Precision Drive
Horsham, PA 19044
215-658-1670
performance@AWE-Tuning.com

WARRANTY

Summary:

This warranty is in place for all AWE brand products, and works in conjunction with any incremental specific product warranties or guarantees as listed on AWE-Tuning.com. This warranty protects against manufacturer defect. A performance car is only as strong as its weakest link. Therefore, it is vital that you maintain your vehicle to factory specifications. By installing or using the purchased product, the Consumer accepts this warranty and any specific Manufacturer warranties enclosed. The following warranty is valid only in the United States and Canada. The Manufacturer's full warranty applies to all products sold.

Covered:

All AWE brand products against manufacturer defect. Please note that special order items are not returnable.

Period:

Secor Ltd. (AWE) warrants this **2015+ VW GTI 2.0T Touring or Track Edition Exhaust System** to the original retail purchaser (Consumer) against manufacturer's defects as follows: **ONE (1) YEAR on exhaust tip finish, LIFETIME on balance of parts**, from purchase date from AWE directly or from AWE authorized retailer. Proof of purchase will be required.

Condition of system:

In the event of a return, product must be returned with no signs of abuse, incorrect installation, forced installation, motorsports usage, or product altering whatsoever. Actions will be granted upon receipt of product at AWE, after inspection.

Action:

Returns and warranty claims **MUST BE HANDLED THROUGH ORIGINAL LOCATION OF PURCHASE**. Upon verification of warranty coverage, AWE will, at its sole option, repair, replace or consult toward remedy for the defective product, without charge. This is the only remedy the Consumer has for any loss or damage, however arising, due to nonconformity in or defect of the product. This warranty does not cover consequential damage, loss of time or revenues, labor, inconvenience, loss of use of vehicle, shipping, damage to the vehicle or components, or other incidental or indirect damage.

Labor:

Labor is not covered.

Shipping:

Shipping charges are not covered.

Restocking:

AWE reserves the right to charge a 20% restocking fee for products that are returned.

Exclusions:

Use of product in Motorsports or Racing conditions is grounds for warranty denial. Motorsports and Racing is an inherently abusive operational condition, and it is impossible to warranty for this type of usage. Warranties may be voided if product is not installed by an authorized AWE dealer. Warranties will be voided if product is improperly serviced, modified, or used in a way not intended by the Manufacturer. The Consumer is responsible for ensuring that the product is installed in a safe and proper manner, and should cease usage of the product immediately if an unsafe or improper condition is noted. If an unsafe or improper condition is noted, the Consumer should then immediately contact the facility where the product was installed, or AWE.

Other:

EXCEPT AS EXPRESSLY SET FORTH ABOVE, AWE MAKES NO WARRANTY, EXPRESS OR IMPLIED, AS TO ANY MATTER WHATSOEVER INCLUDING ANY IMPLIED WARRANTY OF MERCHANTABILITY OR FITNESS FOR A PARTICULAR PURPOSE. IN NO EVENT SHALL AWE BE LIABLE FOR ANY SPECIAL, INCIDENTAL, INDIRECT OR CONSEQUENTIAL DAMAGES HOWEVER CAUSED, ON ANY THEORY OF LIABILITY, AND WHETHER OR NOT AWE HAS BEEN ADVISED OF THE POSSIBILITY OF SUCH DAMAGES. AWE's sole liability on any claim of any kind, whether in contract, tort, or otherwise, for any loss or damage arising out of, connected with, or resulting from the manufacture, sale, delivery or use of the products sold hereunder shall in no case exceed the amount actually paid to AWE for the applicable product. These limitations shall apply notwithstanding any failure of essential purpose of any limited remedy.